

High Value

Superior Quality

Performance/Durability

Stylish Design

Heat/Cold Resistance

Novatech®

Brighton

Knock Down Patio Door



Features and Specifications



Novatech Patio Doors' value-priced series starts with the most advanced vinyl. A high-grade resin unmatched for strength, weight reduction and freedom from wear - they will not rot, rust, pit or blister over long periods of time. The doors ship **knocked down** for easy transport and assembly.



Standard Hardware

Elite handle available in white or black, Optional upgrade to Contemporary handles in white, black, or satin nickel.



Optional Locks

Two-Position Kick Locks mount on the bottom of the operating door. Used as secondary lock when the door is closed and available in white, beige, or brown.

Twin-point Locks provide **two** heavy-duty locking points on the door frame. Available on all hardware handles.

Glazing

High-performance glazing with **Low-E** glass and **Super Spacer®** technology.



Optional Decorative Grills

Internal grills are available in a wide range of design styles with colours that include **Flat Grills** in two-tone, white, brass and pewter, **Georgian Grills** in two-tone and white, and **Pencil Grills** in white, brass and pewter.




Frame

- Double perimeter seals
- 4^{7/8}" mechanically fastened vinyl frame
- Components easily installed and replaceable
- Stainless steel roller track

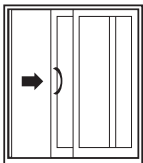
Durable Welded Sash

- Reinforced with steel to withstand higher wind loads
- Double perimeter seal for superior air-tightness
- Adjustable nylon tandem ball-bearing rollers
- 1" sealed units for optimal thermal performance

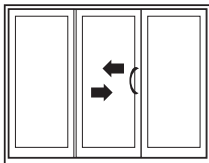
Dimensions Door/Panel Configurations and Finished Sizes



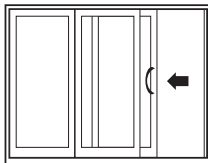
OX-Slide Left



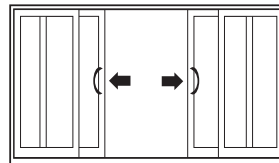
XO-Slide Right



OXO-Slide R to L or
OZO-Slide L to R



OOX-Slide R or OOX Slide L



OOXO-Slide R and Slide L from Centre

2 Panels

59¹/₂ W x 79¹/₂ H
71¹/₂ W x 79¹/₂ H

3 Panels

88¹/₂ W x 79¹/₂ H
106¹/₂ W x 79¹/₂ H

4 Panels

116¹/₂ W x 79¹/₂ H
140¹/₂ W x 79¹/₂ H

Optional Exterior Colours

Novatech patio doors boast a wide range of exterior colour options that feature a durable finish that is also UV stable.



Performance

Standard	Configuration	Performance Class and Grade	Air Leakage	Water Penetration Resistance	Design Pressure
AAMA/WDMA/CSA 101/1.S.2/A440-08 and CSA A440S1-09	OX / XO	R-PG30	A3-0.1 L/s-m ²	220 Pa (4.5 psf)	±1920 Pa (±40 psf)



Most of our products meet the Energy Star program guidelines for helping protect the environment through superior energy efficiency.

Distributed By:

Novatech®

www.grouphenovatech.com